

Kort instruktion hur man ställer max/min-läge på Linak-pelare





Desk height limits

In case the desk cannot be operated in its entire span (e.g. a shelf is blocking the upwards movement or a filing cabinet is placed under the desk and blocking the downwards movement), it is possible to set an upper limit and a lower limit for the desk height.



Note:

It must always be possible to drive the desk to its minimum height in case initialisation is required. During initialisation items placed under the desk must be removed.

Setting upper limit

- 1. Adjust desk to maximum allowable height.*
- 2. Press  and tilt DPG1C up at the same time for 8 seconds until light flashes.*
- 3. Release  and DPG1C.*

Setting lower limit

- 1. Adjust desk to minimum allowable height.*
- 2. Press  and press DPG1C down at the same time for 8 seconds until light flashes.*
- 3. Release  and DPG1C.*